

---

## CV Power supplies 12 V



---

### Areas of application

- Suitable for indoor and outdoor installations
- Ideal for mounting in very tight spaces

---

### Product benefits

- Versatile scope of application due to output power range of up to 120 W
- Very high efficiency and reliability
- High IP protection (up to IP67)
- High surge protection: up to 3 kV (L-N) / 6 kV (L/N-PE)

# Product family datasheet

## Technical data

### Electrical data

Product description	Output power	Input voltage	Mains frequency	Output voltage	Nominal voltage	Nominal current
OT 15/220...240/12 P	15 W <sup>1)</sup>	198...264 V <sup>2)</sup>	50...60 Hz	12.5 V <sup>3)</sup>	220...240 V	0.18 A <sup>4)</sup>
OT 30/220...240/12 P	30 W <sup>8)</sup>	198...264 V <sup>2)</sup>	50...60 Hz	12.5 V <sup>3)</sup>	220...240 V	0.19 A <sup>9)</sup>
OTe 60/110...277/12 E		100...305 V <sup>2)</sup>	50...60 Hz	12.5 V <sup>3)</sup>	110...277 V	
OT 60/220...240/12 P	60 W <sup>14)</sup>	198...264 V <sup>2)</sup>	50...60 Hz	12.5 V <sup>3)</sup>	220...240 V	0.33 A <sup>9)</sup>
OTe 120/110...277/12 E	120 W	100...305 V <sup>15)</sup>	50...60 Hz	12.5 V <sup>3)</sup>	110...277 V	0.70 A <sup>9)</sup>
OT 120/220...240/12 P	120 W <sup>18)</sup>	198...264 V <sup>2)</sup>	50...60 Hz	12.5 V <sup>3)</sup>	220...240 V	0.70 A <sup>9)</sup>

Product description	Device power loss	Power factor $\lambda$	ECG efficiency	Inrush current
OT 15/220...240/12 P	3.0 W	> 0.5 <sup>5)</sup>	80 % <sup>6)</sup>	20 A <sup>7)</sup>
OT 30/220...240/12 P	5.0 W	0.95/0.90 <sup>10)</sup>	85 % <sup>6)</sup>	30 A <sup>7)</sup>
OTe 60/110...277/12 E		0.95/0.90/0.9 5/0.90 <sup>11)</sup>	$\geq$ 85 % <sup>12)</sup>	15 / 40 A <sup>13)</sup>
OT 60/220...240/12 P	9.0 W	0.98/0.93 <sup>10)</sup>	86 % <sup>6)</sup>	35 A <sup>7)</sup>
OTe 120/110...277/12 E	18 W <sup>16)</sup>	0.95/0.90 <sup>10)</sup>	85 % <sup>12)</sup>	109 A <sup>17)</sup>
OT 120/220...240/12 P	18 W	0.98/0.95 <sup>10)</sup>	88 % <sup>6)</sup>	40 A <sup>19)</sup>

<sup>1)</sup> Partial load 0...15 W

<sup>2)</sup>  $V_{AC}$

<sup>3)</sup>  $\pm 0.5$  V

<sup>4)</sup> Maximum at 230 V

<sup>5)</sup> Full load at 230 V

<sup>6)</sup> At full load and 230 V

<sup>7)</sup>  $t_{width} = 170 \mu s$  (measured at 50 %  $I_{peak}$ )

<sup>8)</sup> Partial load 0...30 W

<sup>9)</sup> At 230 V

<sup>10)</sup> Full load at 230 V/Half load at 230 V

<sup>11)</sup> Full load at 110 V/Half load at 110 V/Full load at 230 V/Half load at 230 V

<sup>12)</sup> At full load and 110-230 V

<sup>13)</sup> 200  $\mu s$  at 110 V

<sup>14)</sup> Partial load 0...60 W

<sup>15)</sup> Permitted voltage range

<sup>17)</sup> At 250  $\mu s$

<sup>16)</sup> Maximum

<sup>19)</sup> At 300  $\mu s$

<sup>18)</sup> Partial load 0...120 W

### Dimensions & weight

Product description	Length	Width	Mounting hole spacing, length	Height	Product weight	Cable cross-section, input side
OT 15/220...240/12 P	237.0 mm	20.0 mm	213.0 mm	22.0 mm	170.00 g	1.0 mm <sup>2</sup> <sup>1)</sup>

## Product family datasheet


Product description	Length	Width	Mounting hole spacing, length	Height	Product weight	Cable cross-section, input side
OT 30/220...240/12 P	220.0 mm	40.0 mm	213.0 mm	22.0 mm	330.00 g	1.0 mm <sup>2 1)</sup>
OTe 60/110...277/12 E	241.0 mm	43.0 mm	227.0 mm	30.0 mm	600.00 g	0.83 mm <sup>2</sup>
OT 60/220...240/12 P	180.0 mm	50.0 mm	171.0 mm	34.0 mm	700.00 g	1.0 mm <sup>2 1)</sup>
OTe 120/110...277/12 E	258.0 mm	51.2 mm	246.0 mm	44.5 mm	1150.00 g	0.83 mm <sup>2 1)</sup>
OT 120/220...240/12 P	250.0 mm	60.0 mm	241.0 mm	39.0 mm	1150.00 g	1.0 mm <sup>2 1)</sup>

Product description	Cable cross-section, output side	Wire preparation length, input side	Mounting hole spacing, width
OT 15/220...240/12 P	1.0 mm <sup>2 1)</sup>	10 mm	
OT 30/220...240/12 P	1.0 mm <sup>2 1)</sup>	10 mm	
OTe 60/110...277/12 E	0.83 mm <sup>2</sup>	10 mm	
OT 60/220...240/12 P	1.0 mm <sup>2 1)</sup>	10 mm	14.0 mm <sup>2)</sup>
OTe 120/110...277/12 E	0.83 mm <sup>2 1)</sup>	8.0 mm	
OT 120/220...240/12 P	1.0 mm <sup>2 1)</sup>	10 mm	15.0 mm <sup>2)</sup>


1) Flexible

2) Side mounting

## Product line drawing


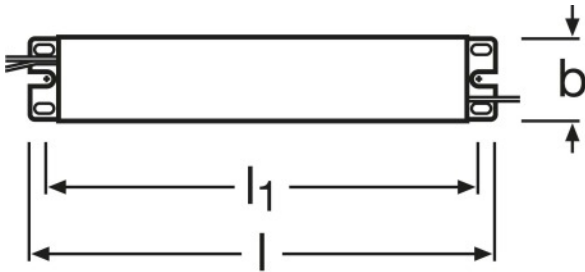


OT 15/220...240/12 P



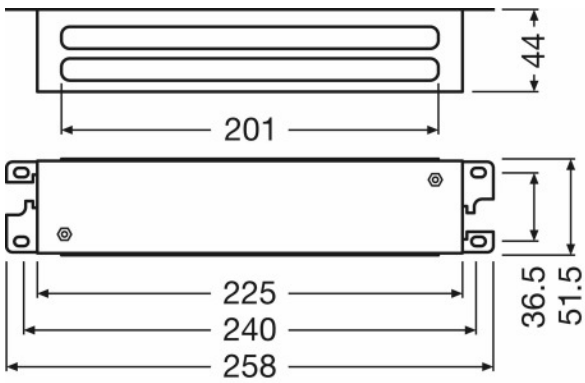
OT 30/220...240/12 P

# Product family datasheet



OTe 60/110...277/12 E

OT 60/220...240/12 P



OTe 120/110...277/12 E

OT 120/220...240/12 P

## Colors & materials

Product description	Casing material
OT 15/220...240/12 P	Plastic
OT 30/220...240/12 P	Plastic

## Product family datasheet

Product description	Casing material
OTe 60/110...277/12 E	Metal
OT 60/220...240/12 P	Metal
OTe 120/110...277/12 E	Metal
OT 120/220...240/12 P	Metal

## Temperatures

Product description	Ambient temperature range	Temperature range at storage	Maximum temperature at tc test point	Max.housing temperature in case of fault
OT 15/220...240/12 P	-25...+55 °C	-40...85 °C	80 °C	110 °C
OT 30/220...240/12 P	-25...+55 °C	-40...85 °C	80 °C	110 °C
OTe 60/110...277/12 E	-25...+55 °C	-40...85 °C	80 °C	110 °C
OT 60/220...240/12 P	-25...+55 °C	-40...85 °C	80 °C	100 °C
OTe 120/110...277/12 E	-25...+55 °C	-40...85 °C	85 °C <sup>1)</sup>	110 °C
OT 120/220...240/12 P	-25...+55 °C	-40...85 °C	80 °C	100 °C

<sup>1)</sup> Maximum at the Tc-point

## Lifespan

Product description	ECG lifetime
OT 15/220...240/12 P	50000 h <sup>1)</sup>
OT 30/220...240/12 P	50000 h <sup>1)</sup>
OTe 60/110...277/12 E	50000 h <sup>2)</sup>
OT 60/220...240/12 P	50000 h <sup>2)</sup>
OTe 120/110...277/12 E	50000 h <sup>3)</sup>
OT 120/220...240/12 P	50000 h <sup>2)</sup>

<sup>1)</sup> At T<sub>a</sub> = 70°C / 10% failure rate

<sup>2)</sup> At tc<sub>case</sub> = 70°C at tc point / 10 % failure rate

<sup>3)</sup> At tc<sub>case</sub> = 75°C at tc point / 10 % failure rate

## Capabilities

Product description	Dimmable	Suitable for fixtures with prot. class	Overheating protection
OT 15/220...240/12 P	Yes <sup>1)</sup>	II	Automatic reversible
OT 30/220...240/12 P	Yes <sup>1)</sup>	II	Automatic reversible
OTe 60/110...277/12 E	Yes	I	Automatic reversible
OT 60/220...240/12 P	Yes <sup>1)</sup>	II	Automatic reversible
OTe 120/110...277/12 E	No	I	Automatic reversible
OT 120/220...240/12 P	Yes <sup>1)</sup>	I	Automatic reversible

## Product family datasheet

Product description	Overload protection	Short-circuit protection	No-load proof	Maximum wiring length ECG/lamp
OT 15/220...240/12 P	Automatic reversible	Automatic reversible	Yes	10 m
OT 30/220...240/12 P	Automatic reversible	Automatic reversible	Yes	10 m
OTe 60/110...277/12 E	Automatic reversible	Automatic reversible	Yes	10 m
OT 60/220...240/12 P	Automatic reversible	Automatic reversible	Yes	10 m
OTe 120/110...277/12 E	Automatic reversible		Yes	10 m
OT 120/220...240/12 P	Automatic reversible	Automatic reversible	Yes	10 m

<sup>1)</sup> With OPTOTRONIC dimmers

## Certificates & standards

Product description	Type of protection	Standards
OT 15/220...240/12 P	IP66	acc. to IEC 61347-1/acc. to IEC 61347-2-13/acc. to IEC 62384/acc. to CISPR 15/acc. to EN 61000-3-2/acc. to EN 61547
OT 30/220...240/12 P	IP66	acc. to IEC 61347-1/acc. to IEC 61347-2-13/acc. to IEC 62384/acc. to CISPR 15/acc. to IEC 61000-3-2/acc. to IEC 61547
OTe 60/110...277/12 E	IP64	acc. to IEC 61347-1/acc. to IEC 61347-2-13/acc. to IEC 62384/acc. to CISPR 15/acc. to IEC 61000-3-2/acc. to IEC 61000-3-3/acc. to IEC 61547
OT 60/220...240/12 P	IP67	acc. to IEC 61347-1/acc. to IEC 61347-2-13/acc. to IEC 62384/acc. to CISPR 15/acc. to IEC 61000-3-2/acc. to IEC 61000-3-3/acc. to IEC 61547
OTe 120/110...277/12 E	IP64	acc. to IEC 61347-1/acc. to IEC 61347-2-13/acc. to CISPR 15/acc. to IEC 61000-3-2/acc. to IEC 61000-3-3/acc. to IEC 61547
OT 120/220...240/12 P	IP67	acc. to IEC 61347-1/acc. to IEC 61347-2-13/acc. to IEC 62384/acc. to CISPR 15/acc. to IEC 61000-3-2/acc. to IEC 61000-3-3/acc. to IEC 61547

Product description	Approval marks – approval
OT 15/220...240/12 P	CE / ENEC 18 / CB / C-Tick
OT 30/220...240/12 P	CE / ENEC 18 / CB / C-Tick
OTe 60/110...277/12 E	CE / CB
OT 60/220...240/12 P	CE / ENEC 18 / CB / C-Tick
OTe 120/110...277/12 E	CE
OT 120/220...240/12 P	CE / ENEC 18 / CB / C-Tick

### Application advice

For more detailed application information and graphics please see product datasheet.

### Sales and Technical Support















Sales and Technical Support [www.osram.com](http://www.osram.com)

## Product family datasheet

### Country specific information

Product description	Product code	METEL-Code	SEG number	STK-Number	UK Org
OT 15/220-240/12 P	4052899905559	-	7980582	-	-
OT 30/220-240/12 P	4052899905542	-	7980583	-	-
OTe 60/110-277/12 E (OAPAC)	4008321794338	-	7980576	-	-
OT 60/220-240/12 P	4008321790811	-	7980584	4030025	-
OT 120/220-240/12 P	4008321790835	-	7980585	4030026	-

### Download Data

File
 Product Datasheet Datasheet_OT 15220-24012 P
 Certificates CB-Certificate OT15 220 240 12P
 Installation/Operation notice Instruction Sheet_OT 15220-24012 P
 Product Datasheet Datasheet_OT 30220-24012 P
 Declarations of conformity EC Declaration OT60120 220 240 12P
 Installation guide Instruction Sheet OT 30220-24012 P
 Product Datasheet Datasheet OTe 60110-27712 E
 Installation guide Instruction Sheet OTe 60110-27012 E
 Product Datasheet OPTOTRONIC OT 60220-24012 P
 Installation guide Instruction Sheet_OT 60220-24012 P
 Addon Technical Information Data sheet_OTe 120110-27712 E
 Installation/Operation notice Instruction sheet OTe 120_110-277 12 E
 Product Datasheet OPTOTRONIC OT 120220-24012 P
 Installation guide Instruction Sheet_OT 120220-24012 P

### Logistical Data

## Product family datasheet

Product code	Product description	Packaging unit (Pieces/Unit)	Dimensions (height x width x length)	Volume	Gross weight
4052899905559	OT 15/220...240/12 P	Shipping carton box 50	209 mm x 309 mm x 356 mm	22.99 dm <sup>3</sup>	11035.00 g
4052899905542	OT 30/220...240/12 P	Shipping carton box 30	223 mm x 292 mm x 356 mm	23.18 dm <sup>3</sup>	12005.00 g
4008321794338	OTe 60/110...277/12 E	Shipping carton box 10	126 mm x 268 mm x 278 mm	9.39 dm <sup>3</sup>	6546.00 g
4008321790811	OT 60/220...240/12 P	Shipping carton box 10	323 mm x 137 mm x 574 mm	25.40 dm <sup>3</sup>	7593.00 g
4008321821263	OTe 120/110...277/12 E	Shipping carton box 10	141 mm x 302 mm x 408 mm	17.37 dm <sup>3</sup>	12459.00 g
4008321790835	OT 120/220...240/12 P	Shipping carton box 10	399 mm x 155 mm x 589 mm	36.43 dm <sup>3</sup>	13000.00 g

The mentioned product code describes the smallest quantity unit which can be ordered. One shipping unit can contain one or more single products. When placing an order, for the quantity please enter single or multiples of a shipping unit.

---

### Disclaimer

Subject to change without notice. Errors and omission excepted. Always make sure to use the most recent release.