

# OPTOTRONIC®

## OT 240/220-240/24 P

Constant Voltage LED Power supply for 24V LED - Modules


### 1. Technical Data

Nominal Voltage	220 – 240 Vac
Input Voltage	198 – 264 Vac
Line Current, nominal	1,1A @230Vac
Mains Frequency	50 / 60 Hz
Power Factor	= 0.95 @ 230 Vac
Interface	None
IP Rating	IP 67
Max Output Power	240 Watt

Output Voltage	24 Vdc (-0,5 V/+0,9 V)
Efficiency	93% @230Vac
Ambient Temperature	-25°C to +55°C
Max. Case Temperature at tc	+ 80°C
Max. Cable Length	10m
Max load per circuit breaker B10	5
Max load per circuit breaker B16	8
Max load per circuit breaker C10	7

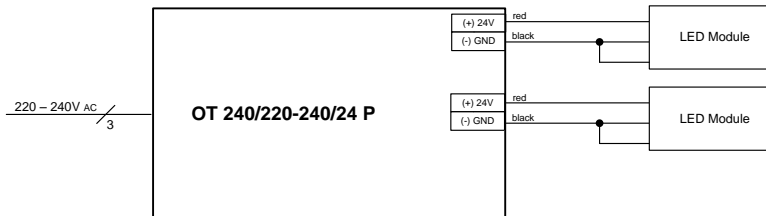
### 2. Connection schemes

#### a. Non – Dim operation



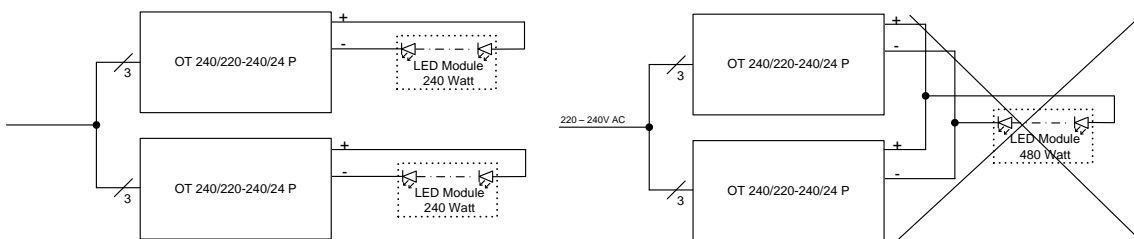
- Ensure proper insulation of not connected wire terminals.
- 2 Output channels for optional splitting of the load (1 channel use also possible)
- Ensure that the complete Load is not connected to one channel. Maximum output current is limited by the cross section of the cable (7.5A per channel – 180 Watt). It is possible to join the two output cables together, in parallel, to drive one module at max power.

#### b. Non – Dim operation 3 wires LED module

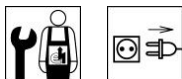


- Ensure proper insulation of not connected wire terminals.
- 2 Output channels for optional splitting of the load (1 channel use also possible)
- Ensure that the complete Load is not connected to one channel. Maximum output current is limited by the cross section of the cable (7.5A per channel – 180 Watt). It is possible to join the two output cables together, in parallel, to drive one module at max power.

### 3. Safety



Power supplies can be connected in parallel on the primary side, but not on the secondary side



2013-03-05

AA328430055

OSRAM AG  
[www.osram.com](http://www.osram.com)

Steinerne Furt 62, 86167 Augsburg, Germany

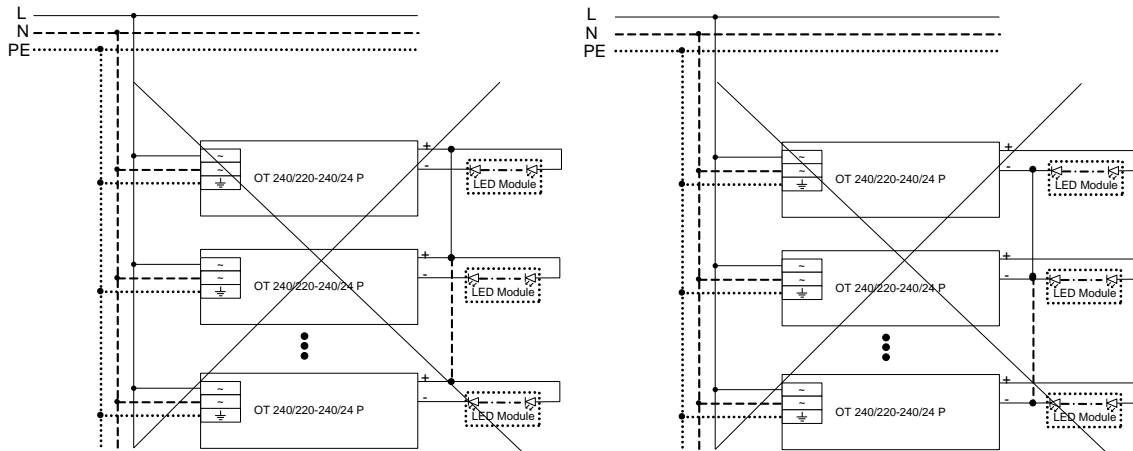
No. 1, North Industrial Road  
 528000 Foshan Guangdong, P.R. China



# OPTOTRONIC®

## OT 240/220-240/24 P

Constant Voltage LED Power supply for 24V LED - Modules



The installation of two or more OPTOTRONIC® OT 240/220-240/24 P Power supplies with common “-” or “+” wiring is forbidden.

### Wiring and Connection

- Ensure that the LED module load is within the range of rated voltage, current and power (see Technical data)
- Maximum output cable length is limited by EMI and cross diameter
- Use output cable sections adequate to the load demand
- The luminaire manufacturer is responsible for providing the required clearances and creepage distances and also for protection against electrical shock, especially for the line and load wires
- Please avoid direct exposure of sunlight and in case of exposure to UV rays, protect the cables with suitable silicone sheath.
- Not used output cables have to be insulated separately

### Earth Connection

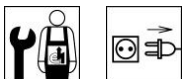
- Protective earth connection of OT 240/24 P is mandatory for safety and EMI reasons
- The ground connection has to be done via the input cable

### Mounting and Environmental protection

- The control gear is a built in type for luminaire integration
- Maximum permissible ambient temperature must not be exceeded. Make sure there is adequate space to avoid a build-up of heat. In critical installations the temperature at  $t_c$  has to be controlled

### General Note

- Power supplies must be installed by a qualified electrician
- Disconnected from mains supplies before wiring work
- For further information see also “OPTOTRONIC – Technical guide” at [www.osram.com](http://www.osram.com)



2013-03-05

AA328430055

**OSRAM AG**  
[www.osram.com](http://www.osram.com)

Steinerne Furt 62, 86167 Augsburg, Germany

No. 1, North Industrial Road  
528000 Foshan Guangdong, P.R. China

