

OPTOTRONIC[®]

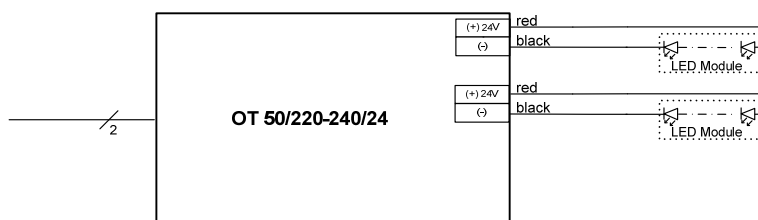
OT 50/220-240/24

Constant Voltage LED Power supply for 24V LED - Modules

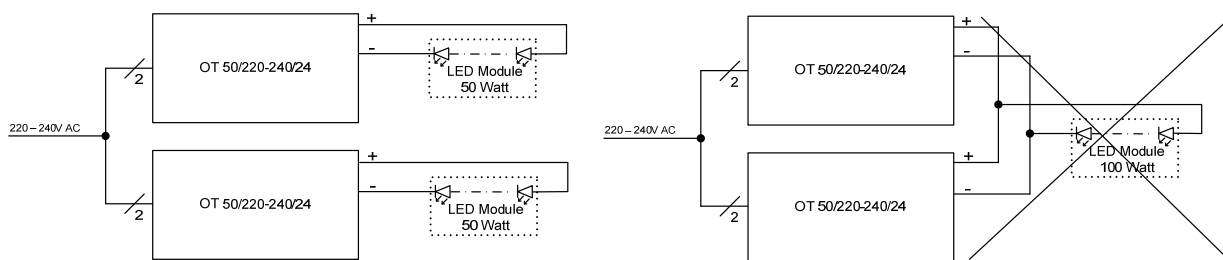
1. Technical Data

Nominal Voltage	220 – 240 Vac 220 – 240 Vdc	Max Out Power	50 Watt
Input Voltage	198 – 264 Vac 198 – 264 Vdc	Output Voltage	24 Vdc (-0,5V/+0,9V)
Line Current, nominal	0,35A	Efficiency	85% @ 230 Vac
Mains Frequency	0 / 50 / 60 Hz	Ambient Temperature T _a	-20°C to +45°C
Power Factor	0,95 @ 230 Vac	Max. Case Temperature at T _c	+95°C
Interface	None	Max. Cable Length	10m
IP Rating	IP 20	Max load per circuit breaker B10	12
		Max load per circuit breaker B16	19

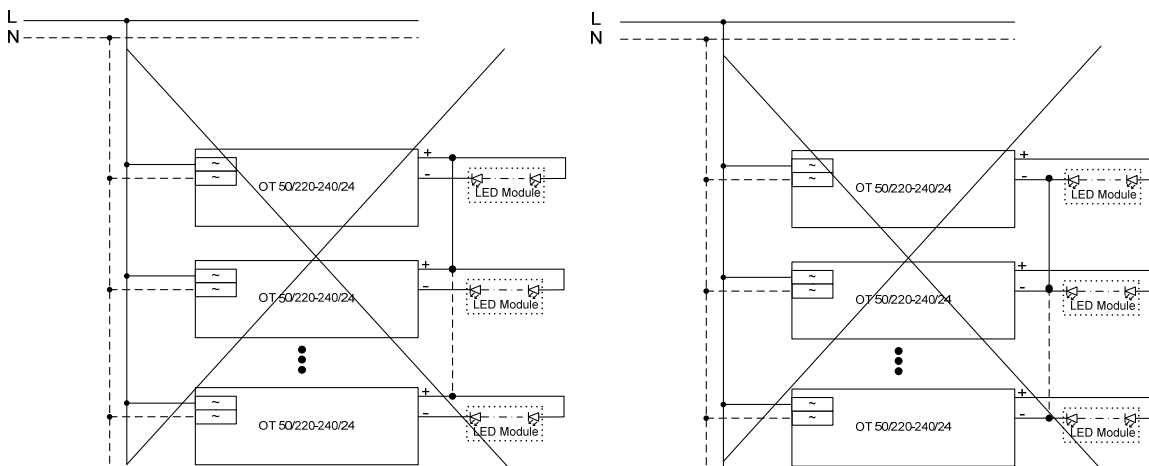
2. Connection Schemes



3. Safety



Power supplies can be connected in parallel on the primary side, but not on the secondary side



The installation of two or more OPTOTRONIC[®] OT 50/220-240/24 Power supplies with common “-” or “+” wiring is forbidden.



2012-12-12

AA420880055

OSRAM AG
www.osram.com

Steinerne Furt 62, 86167 Augsburg, Germany

No. 1, North Industrial Road
528000 Foshan Guangdong, P.R. China



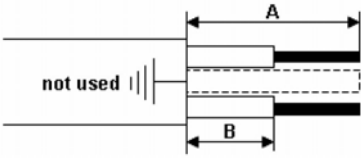
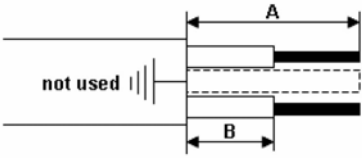
OPTOTRONIC®

OT 50/220-240/24

Constant Voltage LED Power supply for 24V LED - Modules

Wiring and Connection

- Ensure that the LED module load is within the range of rated voltage, current and power supply (see Technical data)
- Maximum output cable length is limited by EMI and cross diameter
- Use output cable sections adequate to the load demand
- The luminaire manufacturer is responsible for providing the required clearances and creepage distances and also for protection against electrical shock, especially for the line and load wires
- Wire preparation:

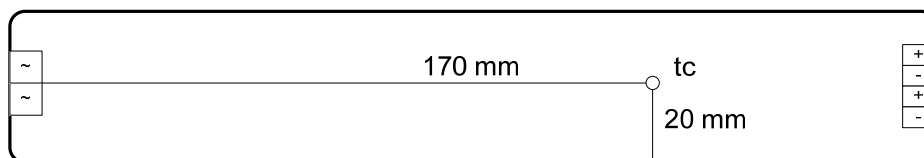
Input	Output
Mains Terminal	LED Terminal
 <p>A=11.5 mm, B=6 mm</p>	 <p>A=11.5 mm, B=6 mm</p>
Solid and flexible	Solid and flexible
Wire cross section : H05VV-F 2x1,5 mm ²	Wire cross section : H03VV-F2x0,50 mm ²
Cable Clamp Reference	
Cable Jacket Diameter:	Round: max 7mm

Earth Connection

- OT 50/24 is a "Protection Class II" power supply, therefore ground connection is not required

Mounting and Environmental protection

- The control gear is an independent type for luminaire integration
- Maximum permissible ambient temperature must not be exceeded. Make sure there is adequate space to avoid a build-up of heat. In critical installations the temperature at t_c has to be controlled. Cfr drawing below:



Bottom view

2 General Note

- Power supplies must be installed by a qualified electrician
- Disconnected from mains supplies before wiring work
- For further information see also "OPTOTRONIC – Technical guide" at www.osram.com



2012-12-12

AA420880055

OSRAM AG
www.osram.com

Steinerne Furt 62, 86167 Augsburg, Germany

No. 1, North Industrial Road
528000 Foshan Guangdong, P.R. China

